

**Note:**

- . Values stated in Specifications are for bracket only, tower structure to be checked for additional loading before installation
- . All items finish hot dip galvanized
- . All fasteners M10 Grade 8.8 HDG.
- . All fasteners to be torqued 47Nm (±5%)
- . Weight of bracket incl. fasteners = 18.990kg.

**Specifications**

**Design Criteria**

SANS 10160(Wind load) | SANS 10162(Structural)

**Safe work load**

Dead weight	A	100kg
Lateral loading (Front)	B	300kg
Lateral loading (Side) Ø76 tower leg	C	100kg
Lateral loading (Back)	D	300kg
Torque (On tubing)	E	1200Nm

**Parts list**

Qty/Description	Part number
1x 1.5m Ø76 Pole	RTU191
2x Saddle	GR112/101/03-00
2x Pole sliding clamp	GR112/101/02-00
2x Slider section	GR112/151/01-00

**Fastners list**

Description	Qty
M10X30 HDG Setscrew	8
M10x250 Threaded rod	4
M10 Hex nut	40
M10 Flat washer	24
M10 Fender washer	4
M10 X Ø76 U-Bolt	2

Mounting point for earth spike

Adjustability to accommodate various angles of tower legs, from 0-8°

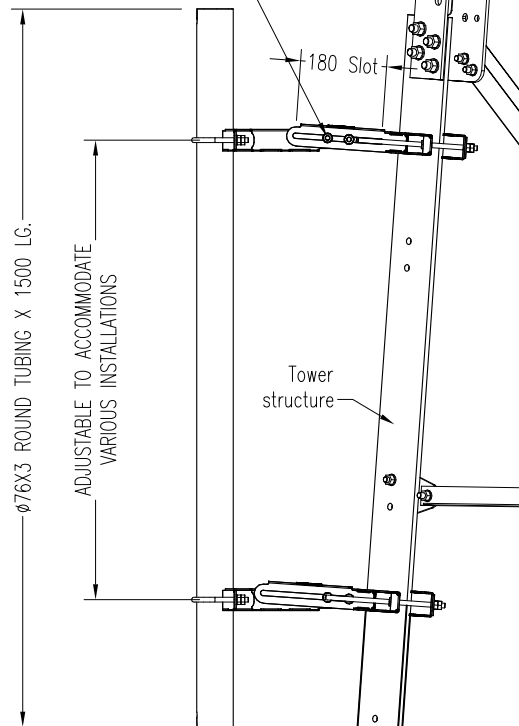
When clamping to, Ø114 tubing and 70 angle, and smaller, use threaded rods through inner set of holes to reduce bending moment on bracket.

Tower structure

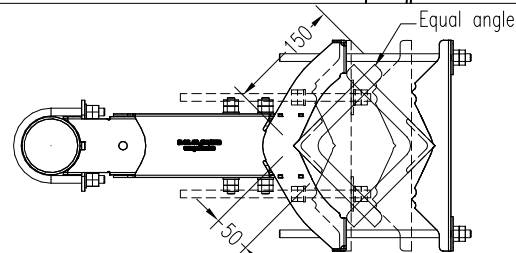
Install brackets as close as possible to bracing on legs to reduce bending moment on structure

ISOMETRIC VIEW (Typical installation)

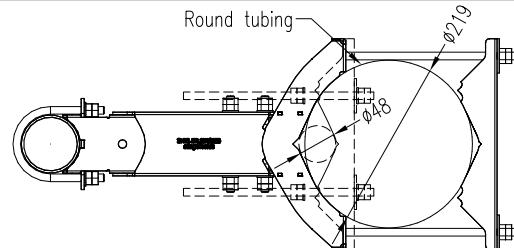
Adjustability to accommodate various angles of tower legs, from 0-8°



SIDE VIEW



TOP VIEW Clamped to angle iron (Tower removed for clarity)



TOP VIEW Clamped to round tubing (Tower removed for clarity)



**Graffo** Innovative wireless infrastructure solutions

Tel: +27 (0)21 905-0010

Fax: +27 (0)21 905-0020

Web: www.graffo.co.za

Height adjustable tower to pole  
1.5m Ø76 bracket with  
275mm - 400mm stand-off  
adjustability  
Part no. : GR112-152-00-00B